

# Slimline Plus



## MK Electric

The Arnold Centre Paycocke Road Basildon Essex SS14 3EA United Kingdom		Technical Helpline Tel 01268 563720
Customer Service Tel 01268 563404	Literature Helpline Tel 0870 240 3385	E-mail <a href="mailto:mkorderenquiries@honeywell.com">mkorderenquiries@honeywell.com</a>
Customer Service Fax 01268 563405	Literature Helpline Fax 0870 240 3386	Website <a href="http://www.mkelectric.co.uk">www.mkelectric.co.uk</a>
Registered Office: Honeywell House Arlington Business Park Bracknell Berkshire RG12 1EB Registered No. 189291		Ref: Edition 2



# Slimline Plus



# Slimline Plus



For over 80 years MK Electric, has been a household name throughout the British Standard wiring devices market, both in the UK and around the world, and is synonymous with high quality, safe and reliable products.

At MK Electric we continually strive to design products to suit the needs of specifiers and users, whilst considering the practical demands of installers.

Since the launch of Slimline Plus in 2006, it has rapidly become a firm favourite in many markets, being enthusiastically received by specifiers and installers alike for its focus on style and flexibility.


Building on this success, MK is delighted to be able to announce many new additions to the range that are described in this brochure that will ensure that MK Slimline Plus can be used for many more applications throughout residential and commercial buildings.

These new products come as part of a wide range of products now spanning over 200 catalogue items, all of which are manufactured using high material polycarbonate materials for a tough and durable performance, and come with an attention to detail in design that sees all fixing screws hidden. Installation is quick and easy and the product caters for a variety of installation situations through the provision of multiple fixing points that can accommodate improperly installed back boxes, or where only a wooden frame is available.

Installing MK Slimline Plus will also give you, and your customers, total peace of mind, with MK's unrivalled 12 year product warranty.



DESIGNED FOR LIFE™




# Slimline Plus What's New?

## Hotel Range

- Complete range of key card switches aimed at increasing customer comfort and reducing hotel operating costs.
- Range of "Service", "Do Not Disturb" and Bell switches.
- International socket module accepts many different plug types.

## Full Colour Finish

- Six high quality metallic painted full colour finishes available to order;



- Ideal for residential and hotel applications.
- Mix and match with 1 and 2 gang coloured surrounds.
- Tested to BS.3900

## Now over 200 products in the range

5A switch socket ideal for hotel lamp applications.



American standard sockets.



Universal socket outlets.



Increased range of 20AX multi gang switches.



More multi-gangging options.



More data options; RJ12 and Cat 6 RJ45 outlets, a LJUC 6 range of front plates and a 4 module euro plate.



# Slimline Plus Features and Benefits

## EASY TO INSTALL

- Multi fixing points allow for mounting on back boxes or wooden frames
- Angular movement allows for improperly fitted back boxes
- Multi ganging systems available to enable products to be mixed on one front plate
- Removeable front plate for convenience when decorating



## ROBUST

- Safe and reliable wiring accessories made from high quality materials
- Tough and durable polycarbonate front plate with high gloss finish
- Minimum 3mm contact gap for switching mechanism
- 12 year product warranty

## STYLISH

- Clip on frontplates conceal fixing screws
- Stylish profile with surround of only 7mm thick
- Brings style and flexibility to interior decoration
- Choice of white or colour surrounds
- Option of full colour
- Wide range of switch styles



## MULTI GANGING SYSTEM

Multi-gang surrounds and accessories provide a neat and tidy solution for housing multiple switches and sockets.



### STEP 1

Link the required number of back boxes together with coupler(s)



### STEP 2

Unclip the existing front plates on sockets/switches and connect them together with shoulder coupler



### STEP 3

Fix the linked sockets/switches onto the connected back boxes



### STEP 4

Once boxes are mounted into wall, clip the appropriate landscape surround onto product to complete installation

# Slimline Plus Product Selector

## SOCKET OUTLETS



**S2757 WHI ME**  
1 gang 13A SP  
switched socket outlet



**S2747 WHI ME**  
2 gang 13A SP  
switched socket outlet



**S2657 WHI ME**  
1 gang 13A SP switched  
socket outlet with neon



**S2647 WHI ME**  
2 gang 13A SP switched  
socket outlet with neon



**S780 WHI ME**  
1 gang 13A  
unswitched socket outlet



**S781 WHI ME**  
2 gang 13A  
unswitched socket outlet



**S2891 WHI ME**  
1 Gang 5A SP switch  
socket outlet



**S2493 WHI ME**  
1 gang 15A switched socket  
outlet with neon



**S2893 WHI ME**  
1 gang 15A  
switched socket outlet



**S772 WHI ME**  
1 gang 15A  
unswitched socket outlet



**S2757DP WHI ME**  
1 gang 13A DP  
switched socket outlet



**S2747DP WHI ME**  
2 gang 13A DP  
switched socket outlet



**S2657DP WHI ME**  
1 gang 13A DP switched  
socket outlet with neon



**S2647DP WHI ME**  
2 gang 13A DP  
switched socket outlet with  
neon



**S4151 WHI ME**  
1 gang 16A  
schuko socket



**S4152 WHI ME**  
2 gang 16A  
schuko socket



**S8155 WHI ME**  
1 gang 16A switched  
2 pin universal socket



**S4155 WHI ME**  
1 gang 16A 2 pin  
universal socket



**S4156 WHI ME**  
2 gang 16A 2 pin universal  
socket



**S2251 WHI ME**  
1 gang 15A  
American socket



**S2252 WHI ME**  
2 gang 15A American socket



**\*SX2837 WHI ME**  
International 2P+E  
16A Socket Module



**\*SX2837 BLK ME**  
International 2P+E  
16A Socket Module

\*Note: Requires front plate  
S5451 WHI ME or S184 WHI ME  
to complete socket assembly,  
see page 10. See page 14 and  
15 for technical data.



### Also available in the following colours



Champagne  
CHM



Metallic  
Black  
MBK



Antique  
Bronze  
ABR



Titanium  
TTA



Satin Brass  
STB



Pearl  
PRL

For full colour option, add colour suffix to standard catalogue number, e.g. 'S2747 WHI ME' becomes 'S2747 TTA ME'. Full colour products subject to minimum order quantity.

# Slimline Plus Product Selector

## STANDARD ROCKER SWITCHES – MODULAR

Modular switches allow for re-configuration to suit specific customer requirements.



**S8870 WHI ME (1 way)**  
**S8871 WHI ME (2 way)**  
**S8879 WHI ME (Intermediate)**  
1 gang 10AX SP switch



**S8872 W1 WHI ME (1 way)**  
**S8872 WHI ME (2 way)**  
2 gang 10AX SP switch



**S8873 W1 WHI ME (1 way)**  
**S8873 WHI ME (2 way)**  
3 gang 10AX SP switch



**S8874 W1 WHI ME (1 way)**  
**S8874 WHI ME (2 way)**  
4 gang 10AX SP switch



**S8875 W1 WHI ME (2 way)**  
**S8875 WHI ME (5 gang)**  
5 gang 10AX SP switch



**S8878B WHI ME**  
1 gang 10A SP 1 way push switch with 'BELL' symbol



**S8878P WHI ME**  
1 gang 10A SP 1 way push switch marked 'PRESS'



**S8871N WHI ME**  
1 gang 10AX SP 2 way switch with neon



**S8403 WHI ME**  
1 gang 20AX DP switch



**S8404 WHI ME**  
2 gang 20AX DP switch



**S8423 WHI ME**  
1 gang 20AX DP switch with neon



**S8423 WHI WHI ME**  
1 gang 20AX DP switch with neon marked 'WATER HEATER'



**S8424 WHI ME**  
2 gang 20AX DP switch with neon



**S8878P/AC/RGN ME**  
2 gang 10A 2 way SP push switch RED/GREEN with neon marked 'AIR CONDITIONER'



**S8878P/AC/RG ME**  
2 gang 10A 2 way SP push switch RED/GREEN marked 'AIR CONDITIONER'



**S8423 AC WHI ME\***  
1 gang 20AX DP switch with neon marked 'AIR CONDITIONER'

\*This switch must only be used to isolate the Air Conditioner supply. The Air Conditioner unit must be turned "ON" and "OFF" by means of a remote controller, contactor or the Air Conditioner "ON/ Off" Switch.

## WHITE MODULAR FRONT PLATES AND SWITCH MODULES

Configure front plates and module combinations to suit specific customer requirements that are not available factory assembled



**S8801 WHI ME**  
1 gang for 10A/10AX switch module



**S8802 WHI ME**  
2 gang for 10A/10AX switch module



**S8803 WHI ME**  
3 gang for 10A/10AX switch module



**S8804 WHI ME**  
4 gang for 10A/10AX switch module



**S8805 WHI ME**  
5 gang for 10A/10AX switch module



**S8822 WHI ME**  
2 gang including earth terminal (For 20AX, use switch module SX8423)




**S8824 WHI ME**  
4 gang including earth terminal (For 20AX, use switch module SX8423X, with max. 2 nos only)



**S8810 WHI ME**  
1 gang architrave front plate

### Also available in the following colours



For full colour option, add colour suffix to standard catalogue number, e.g. 'S2747 WHI ME' becomes 'S2747 TTA ME'. Full colour products subject to minimum order quantity.

# Slimline Plus Product Selector

## WHITE MODULAR FRONT PLATES AND SWITCH MODULES



**SX8878B WHI ME**  
10A SP 1 way push switch module marked 'BELL' symbol



**SX8878P WHI ME**  
10A SP 1 way push switch module



**SX8870 WHI ME (1 way)**  
**SX8871 WHI ME (2 way)**  
10AX SP switch module



**SX8879 WHI ME**  
10AX intermediate switch module (For use with 1 gang /2 gang frontplate only)



**SX8423 WHI ME**  
20AX DP switch module with North/South terminal (For use with S8822 frontplate only)



**SX8423X WHI ME**  
20AX DP switch module with East/West terminal (For use with S8824 frontplate only)



**SX8888P WHI ME**  
10A SP 2 way push switch module



**SX8800 WHI ME**  
Blank module



**SX8400 RED ME**  
Neon module with cable lead



**SX8501 WHI ME**  
500W/200VA dimmer module

## STANDARD ROCKER SWITCHES – MONOBLOC



**S4870 WHI ME (1 way)**  
**S4871 WHI ME (2 way)**  
**S4875 WHI ME (intermediate)**  
1 gang 10AX SP switch



**S4872 W1 WHI ME (1 way)**  
**S4872 WHI ME (2 way)**  
2 gang 10AX SP switch



**S4873 W1 WHI ME (1 way)**  
**S4873 WHI ME (2 way)**  
3 gang 10AX SP switch



**S4874 W1 WHI ME (1 way)**  
**S4874 WHI ME (2 way)**  
4 gang 10AX SP switch



**S5423 WHI ME**  
1 gang 20AX DP  
1 way switch with neon



**S5423 WHI ME**  
1 gang 20AX DP  
1 way switch with neon marked 'WATER HEATER'



**S8425 WHI ME**  
1 gang 20AX DP change over switch with neon



**S8471 WHI ME**  
1 gang 20AX SP 2 way switch with neon



**S8479 WHI ME**  
1 gang 20AX intermediate switch

### Also available in the following colours



Champagne  
CHM



Metallic Black  
MBK



Antique Bronze  
ABR



Titanium  
TTA



Satin Brass  
STB



Pearl  
PRL

For full colour option, add colour suffix to standard catalogue number, e.g. 'S2747 WHI ME' becomes 'S2747 TTA ME'. Full colour products subject to minimum order quantity.

# Slimline Plus Product Selector

## STANDARD ROCKER SWITCHES – MONOBLOC



**S8431 WHI ME**  
1 gang 20AX SP  
2 way switch



**S8432 WHI ME**  
2 gang 20AX SP  
2 way switch



**S8433 WHI ME**  
3 gang 20AX SP  
2 way switch



**S8434 WHI ME**  
4 gang 20AX SP  
2 way switch

## WIDE ROCKER SWITCHES



**S4781 W1 WHI ME (1 way)**  
**S4781 WHI ME (2 way)**  
**S4785 ME (Intermediate)**  
1 gang 10AX SP switch



**S4781N W1 WHI ME (1 way)**  
**S4781N WHI ME (2 way)**  
1 gang 10AX SP switch  
with neon



**S4782 W1 WHI ME (1 way)**  
**S4782 WHI ME (2 way)**  
2 gang 10AX SP switch



**S4782N W1 WHI ME (1 way)**  
**S4782N WHI ME (2 way)**  
2 gang 10AX SP switch with  
neon



**S4783 WHI ME**  
3 gang 10AX SP  
2 way switch



**S4783N WHI ME**  
3 gang 10AX SP  
2 way switch with neon



**S4778B WHI ME**  
1 gang 10A 1 way push  
switch with 'BELL' symbol



**S4787 WHI ME**  
1 gang 20AX DP switch



**S4787N WHI ME**  
1 gang 20AX DP  
switch  
with neon



**S4788 WHI ME**  
2 gang 20AX DP  
switch



**S4788N WHI ME**  
2 gang 20AX DP  
switch  
with neon



**S4771 WHI**  
1 gang 20AX SP 2  
way switch with  
neon



**S4725 WHI**  
1 gang 20AX  
DP 2 way switch  
with neon

## ARCHITRAVE SWITCHES



**S8840 WHI ME**  
1 gang 1 way  
10AX SP switch



**S8841 WHI ME**  
1 gang 2 way  
10AX SP switch



**S8848B WHI ME**  
1 gang 10A SP  
push switch with  
'BELL' symbol



**S8848P WHI ME**  
1 gang 10A SP push  
switch marked 'PRESS'

### Also available in the following colours



Champagne  
CHM



Metallic  
Black  
MBK



Antique  
Bronze  
ABR



Titanium  
TTA



Satin Brass  
STB



Pearl  
PRL

For full colour option, add colour suffix to standard catalogue number, e.g. 'S2747 WHI ME' becomes 'S2747 TTA ME'. Full colour products subject to minimum order quantity.

# Slimline Plus Product Selector

## DIMMERS/ FAN SPEED CONTROLLER



**S1512 WHI ME**  
600W/2 way



**S1535 WHI ME**  
1000W/1 way



**S8501 WHI ME**  
500W/1 gang  
dimmer with 2 way  
switch module



**S8522 WHI ME**  
500W/2 gang  
dimmer with  
2 way switch  
modules



**S8601 WHI ME**  
200VA fan speed  
controller

## CONNECTION UNITS



**S1070 WHI ME**  
13A switched fused  
connection unit with  
front flex outlet & neon



**S1072 WHI ME**  
13A switched fused  
connection unit with  
front flex outlet



**S1090 WHI ME**  
25A front flex outlet with  
3 terminal block, each of  
which will accommodate up  
to 2nos. of 4mm<sup>2</sup> conductors



**S1091 WHI ME**  
13A unswitched fused  
connection unit with front  
flex outlet



**S1092 WHI ME**  
13A unswitched  
fused connection  
unit with bottom  
flex outlet



**S330 WHI ME**  
13A switched  
fused connection  
unit with bottom  
flex outlet



**S370 WHI ME**  
13A switched fused  
connection unit with  
neon & bottom flex  
outlet



**S377 WHI ME**  
13A unswitched  
fused connection  
unit with neon &  
bottom flex outlet



**S15 WHI ME**  
Connection unit  
to blank off the  
front flex outlet

## TV OUTLETS



**S3520 WHI ME**  
Single non-  
isolated



**S3521 WHI ME**  
Single isolated



**S3522 WHI ME**  
Double TV/FM  
isolated



**S3527 WHI ME**  
Cable Vision TV/FM socket  
(For Singapore market only)



**S3553 WHI ME**  
TV/FM & satellite  
(non-isolated)  
triplexer socket



**S3529 WHI ME**  
Cable TV 'F' type  
connector



**S3529S WHI ME**  
Single cable  
TV 'F' type  
connector (EMC  
Compliance)



**S5851 WHI ME**  
Single non-  
isolated TV socket  
- IEC socket (EMC  
Compliance)



**S5852 WHI ME**  
Double TV/FM  
(non-isolated)  
diplexer socket  
(EMC Compliance)



**S5853 WHI ME**  
TV/FM & satellite  
(non-isolated)  
triplexer  
socket (EMC  
Compliance)

### Also available in the following colours



Champagne  
CHM



Metallic  
Black  
MBK



Antique  
Bronze  
ABR



Titanium  
TTA



Satin Brass  
STB



Pearl  
PRL

For full colour option, add colour suffix to standard catalogue number, e.g. 'S2747 WHI ME' becomes 'S2747 TTA ME'. Full colour products subject to minimum order quantity.

# Slimline Plus Product Selector

## DATA/VOICE OUTLETS

A complete euro format data/voice outlet requires:

- a) Frontplate e.g. S5451 WHI ME
- b) Voice/data module adaptor SX 5453 WHI ME
- c) Voice/data jack e.g. SX 5454 ME
- d) Add blank plates SX5452 WHI ME as necessary

A complete LU6C format data/voice outlet requires:

- a) Front plate e.g. S172 WHI ME
- b) Voice/data module adaptor SX5456 WHI ME
- c) Voice/data jack e.g. SX5454 ME
- d) Add blank plates S170 WHI ME as necessary



**S5450 WHI ME**  
1 gang euro plate  
– 1 module



**S5451 WHI ME**  
1 gang euro plate  
– 2 modules



**S184 WHI ME**  
2 gang euro front plate  
– 4 module



**SX5452 WHI ME**  
1 module blank plate  
(For use with S5450 WHI/  
S5451 WHI)



**SX5453 WHI ME**  
1 module adaptor  
(For use with S5450 WHI/  
S5451 WHI)




**S171 WHI ME**  
1 gang LJU 6C  
front plate  
– 1 module



**S172 WHI ME**  
1 gang LJU 6C  
front plate  
– 2 module



**SX5456 WHI ME**  
LJU 6C Adaptor  
– 1 module (for use  
with S171 WHI ME/  
S172 WHI ME)



**S170 WHI ME**  
LJU 6C blank plate  
– 1 module (For use  
with S171 WHI ME/  
S172 WHI ME)



**SX5455 ME**  
RJ11 Jack



**SX5458 ME**  
RJ12 Jack



**SX5457 ME**  
RJ45 Cat 6 Jack



**SX5454 ME**  
RJ45 CAT 5e Jack



**S427 WHI ME**  
1 gang BT  
telephone socket  
(secondary)



**S3540 WHI ME**  
3 pin telephone  
socket marked with  
'TELEPHONE' symbol



**S4810 WHI ME**  
10 way telephone  
connector



**S4817 WHI ME**  
(4 wire)  
1 gang RJ11  
American type



**S4827 WHI ME**  
(4 wire)  
2 gang RJ11  
American type



**S422 WHI ME**  
1 gang BT  
telephone socket  
(master)

## HIGH CURRENT SWITCHES/ COOKER CONTROL UNITS



**S5315 WHI ME**  
45A DP switch with  
neon (IEC 60669)



**S5215 WHI ME**  
45A DP switch with  
neon



**S5061 WHI ME**  
Cooker connection unit 45A DP  
main switch & 13A SP switched  
socket with neons



**S5105 WHI ME**  
32A DP switch with  
neon



**S5045 WHI ME**  
45A Cooker  
connection unit with  
3 terminal block,  
each of which will  
accommodate up to  
two nos. of 6mm<sup>2</sup>  
conductor

### Also available in the following colours



Champagne  
CHM



Metallic  
Black  
MBK



Antique  
Bronze  
ABR



Titanium  
TTA



Satin Brass  
STB



Pearl  
PRL

For full colour option, add colour suffix to standard catalogue number, e.g. 'S2747 WHI ME' becomes 'S2747 TTA ME'. Full colour products subject to minimum order quantity.

# Slimline Plus Product Selector

## SHAVER UNITS



**S706 WHI ME**  
Shaver supply unit,  
115/230V output 127AC  
50/60Hz input



**S701 WHI ME**  
Shaver supply unit, dual  
voltage 115/230V output  
220-240V 50Hz input



**S702 WHI ME**  
Shaver supply unit, dual  
voltage 115/230V output  
240V 50Hz input  
(For Malaysia market only)

## HOTEL RANGE



**S4324 WHI ME**  
Key card switch  
(220-240VAC  
50Hz)



**S4325 WHI ME**  
Key card switch  
12VAC/12VDC  
50Hz)



**S4326 WHI ME**  
Key card switch  
(127 VAC 60Hz)



**S4327 WHI ME**  
"Service" and "Do  
Not Disturb" switch  
with indicator 10AX  
250VAC 50Hz



**S4328 WHI ME**  
2 way Bell switch  
with Service indicator  
10A 250VAC 50Hz

## WHITE MULTI-GANGING SYSTEM

Multi-gang surrounds and accessories allow quick and easy installation of customer specific product combinations. The landscape surrounds are available in 2, 3 and 4 gang formats. See page 5 for guidance.



See page 5 for guidance.



**S21H WHI ME**  
Landscape 2 x 1 gang surround



**S21HW WHI ME**  
Landscape - Wide rocker, 2 x 1 gang  
surround



**S31H WHI ME**  
Landscape 3 x 1 gang surround



**S31HW WHI ME**  
Landscape - Wide rocker, 3 x 1 gang surround



**S41H WHI ME**  
Landscape 4 x 1 gang surround

### Also available in the following colours



For full colour option, add colour suffix to standard catalogue number, e.g. 'S2747 WHI ME' becomes 'S2747 TTA ME'. Full colour products subject to minimum order quantity.

# Slimline Plus Product Selector

## WHITE MULTI-GANGING SYSTEM



**S11A 12HA 11 WHI ME**  
Landscape 1 x 1 gang 2 x 2 gang 1 x 1 gang surround



**S21A 12H WHI ME**  
Landscape 2 x 1 gang 1 x 2 gang surround



**SS30 WHI ME**  
1 gang flush box; depth : 35mm



**SS40 WHI ME**  
2 gang flush box; depth: 35mm



**SS30 BLK ME**  
1 gang flush box for multi gang plates depth: 35mm



**SS40 BLK ME**  
2 gang flush box; depth: 35mm



**SS10 WHI ME**  
Shoulder coupler to join products for multi-gang surrounds



**SS20 WHI ME**  
20mm DIA spacer to align boxes for multi-gang surrounds



**SS25 WHI ME**  
25mm DIA spacer to align boxes for multi-gang surrounds

## COLOUR SURROUNDS

Mix and match surrounds with standard white products to complement interior design.




**S11 ABR ME**  
1 gang standard surround – Antique Bronze



**S11W ABR ME**  
1 gang wide rocker switch surround – Antique Bronze




**S11D ABR ME**  
1 gang bottom fused connection unit surround – Antique Bronze



**S2H ABR ME**  
2 gang landscape surround

Colour surrounds also available in:



# Slimline Plus Product Selector

## BLANK PLATES



**S3827 WHI ME**  
1 gang blank plate



**S3828 WHI ME**  
2 gang blank plates

## REPLACEMENT WHITE SURROUNDS



**S11 WHI ME**  
1 gang surround



**S11W WHI ME**  
1 gang wide rocker surround



**S11D WHI ME**  
1 gang bottom fused connection unit surround



**S2V WHI ME**  
2 gang portrait surround



**S2H WHI ME**  
2 gang landscape surround



**S2H 45A WHI ME**  
2 gang landscape surround



**S1A WHI ME**  
1 gang Architrave surround

### Also available in the following colours



Champagne  
CHM



Metallic  
Black  
MBK



Antique  
Bronze  
ABR



Titanium  
TTA



Satin Brass  
STB



Pearl  
PRL

For full colour option, add colour suffix to standard catalogue number, e.g. 'S2747 WHI ME' becomes 'S2747 TTA ME'. Full colour products subject to minimum order quantity.

## BOXES



**ESU/27/1/3**  
1 gang surface box;  
depth : 32mm



**ESU/27/2/1**  
2 gang surface box;  
depth : 32mm



**2031 WHI**  
1 gang surface box;  
depth : 44mm



**2172 WHI**  
2 gang surface box;  
depth : 44mm



**861 ZIC:** depth 25mm  
**866 ZIC:** depth 35mm  
**877 ZIC:** depth 46mm  
1 gang flush box



**862 ZIC:** depth 25mm  
**886 ZIC:** depth 35mm  
**878 ZIC:** depth 46mm  
2 gang flush box

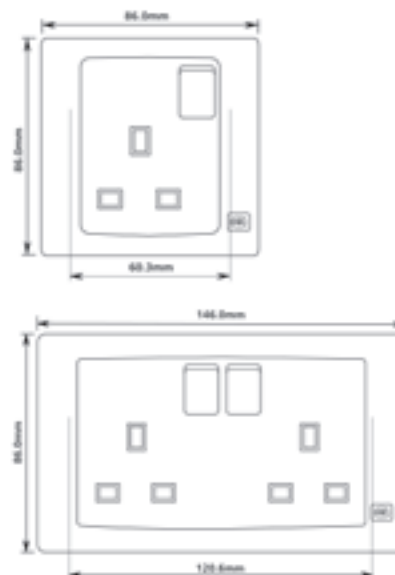
# Slimline Plus General Technical Data

## STANDARDS COMPLIANCE

The products are manufactured in an ISO 9002 environment and comply to British/IEC standards

	British Standard/IEC
10A/AX Light Switches (10AX switch rating means no need to derate its current rating when connected to fluorescent lamps or inductive loads)	IEC/BSEN 60669
20AX DP Switches	IEC/BSEN 60669
13A Socket Outlets	BS 1363
15A Socket Outlets	BS 546
Fused Connection Units	BS 1363
Shaver Unit	IEC/BSEN 61558
25A/45A Connection Unit	BS 5733
DATA Communication Outlets	BS 5733
16A Universal Socket Outlet	BS 5733
16A Schuko Socket Outlet	IEC 60884
45A DP Switch	BSEN 60669
45A DP Cooker Connection Unit with 13A Switched Socket	BS 4177
32A DP Switch	IEC/BSEN 60669
Dimmer/Fan Speed Controller	IEC 60669
Flush Boxes	BS 4662
Coupler & Spacer	BS 5733

## DIMENSIONS



## INTERNATIONAL SOCKET PRODUCT FEATURES

- 2-pins operated shutter system to prevent user from direct access to live parts through L or N aperture.
- It is designed to mount in a 35mm internal depth Flush box and 40mm surface box.
- Capable to operate safely with 11 types of selected plug.
- Earth Aperture is shuttered so that the Earth Clip is not visible when the product is not in use.
- Angled Terminals and funnel entrance for ease of installation.

## INTERNATIONAL SOCKET PRODUCT SPECIFICATION

- Rating :16A 250V~
- Applicable Standard :IEC 60884 -1
- Operating Temperature : -5 °C ~ 40 °C  
(The average value over 24 hrs not exceeding 35 °C)
- Storage Temperature : -5 °C ~ 40 °C
- Maximum Altitude above sea level for normal operation :2000 Metres
- IP Rating :IP2XD
- Terminal Capacity :3X2.5mm<sup>2</sup> (solid or stranded)
- 3X4.0mm<sup>2</sup> (solid or stranded)
- 2X6.0mm<sup>2</sup> (Stranded only)

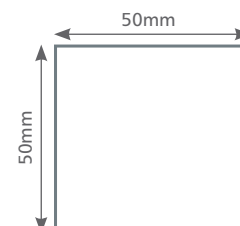
List No.	Description
SX2837 WHI	International 2P + E 16 AMP 250V Shuttered Euro 2 module
SX2837 BLK	



SX2837 WHI

























SX2837 BLK



# International Socket Plug Compatibility

Selected types of plugs

Plug Type	Plug Type	Rating	Country	Diagrams	
				Socket	Plug
2-pin plug (Non-Earth)	Type A	2.5A, 250V	North America (United States) and in many other countries including Canada, Mexico, Guatemala, Jamaica and Venezuela		
2-pin plug (Euro)	Type C	2.5A, 250V	Most countries in continental Europe and also widely used in South Africa		
2-pin plug round	Type E	10/16A, 250V	Primarily used in France, Belgium, Poland, Slovakia, the Czech Republic, Tunisia and Morocco		
2-pin plug (Non-Earth)	Type F	10/16A, 250V	Germany, Austria, the Netherlands, Sweden, Norway, Finland, Portugal, Spain and Eastern Europe		
3-pin plug BS	Type G	13A, 250V	Mainly used in the United Kingdom, Ireland, Cyprus, Malta, Malaysia, Singapore and Hong Kong		
3-pin plug round BS	Type D	5A, 250V	Used almost exclusively in India, Sri Lanka, Nepal and Namibia		
2-pin Australia plug	Type H	7.5A, 250V	Primarily used in Australia		
3-pin Australia plug	Type I	10A, 250V	Mainly used in Australia, New Zealand, Papua New Guinea and Argentina		
3-pin Australia plug	Type I	15A, 250V	Mainly used in Australia, New Zealand, Papua New Guinea and Argentina		
3-pin China plug	Type I	6/10A, 250V	China		
2-pin China plug	Type H	6/10A, 250V	China		
2-pin US plug	Type A	15A, 125V	North America (United States) and in many other countries including Canada, Mexico, Guatemala, Jamaica and Venezuela	